

Ninja BB Installation Instructions



IMPORTANT NOTICE:

- Do not alter this product in any way as it can cause unseen damage. Any modifications to this product will void the warranty.
- TOKEN suggests taking your bottom bracket to your local authorized TOKEN dealer for installation, service and adjustments.
- Read the user's guide before installation and use. Follow all instructions carefully. If you have any questions, don't ride the bike. Take it to your local TOKEN dealer for assistance.

BEFORE RIDING:

- Check that there is no side-to-side movement in the bottom bracket. Also check that the cranks spin smoothly. If there is movement or the bottom bracket is not smooth, take the bicycle to your local TOKEN dealer for service or replacement.
- Ensure that the cranks are firmly attached to the bottom bracket. Improperly attached cranks can become detached from the bicycle and serious injury can result. Never ride a bicycle with improperly attached cranks.

AFTER RIDING:

- When cleaning the bottom bracket, only use mild soap and water. Never spray the bottom bracket with high-pressure water. Water can enter the bottom bracket and cause it to wear prematurely.

WARRANTY:

All TOKEN products are guaranteed against defects in materials or workmanship for two (2) years from the original date of purchase. This warranty applies to the original owner only and is not transferable. The warranty is considered void if resold. The warranty does not cover normal wear and tear or damage from abuse. Please see our website or contact your local dealer or distributor for more details.

www.tokenproducts.com

SRAM DUB MTB/ROAD CRANKSET

**MODEL: BB4629-TBT
BB4629**

No.	Description	Q'ty
1	Right Cup	1
2	Left Cup	1
3	46mm Adaptor	2
4	2.5mm Spacer	2
5	2mm Spacer	2
6	2.5mm Spacer	2

NOTICE
Installation Tool BB29T-5 is sold separately.

**MODEL: BB4229-TBT
BB4229**

No.	Description	Q'ty
1	Right Cup	1
2	Left Cup	1
3	42mm Adaptor	2
4	2.5mm Spacer	2
5	2mm Spacer	2
6	2.5mm Spacer	2

NOTICE
Installation tool BB29T-5 is sold separately.

SRAM DUB CRANKSET - ROAD ONLY

**MODEL: BB46A29-TBT
BB46A29**

No.	Description	Q'ty
1	Right Cup	1
2	Left Cup	1
3	46mm Adaptor	1
4	PF30A NDS Adaptor	1
5	2mm Spacer	1
6	2.5mm Spacer	2

NOTICE
Installation tool BB29T-5 is sold separately.

**MODEL: BB42A29-TBT
BB42A29**

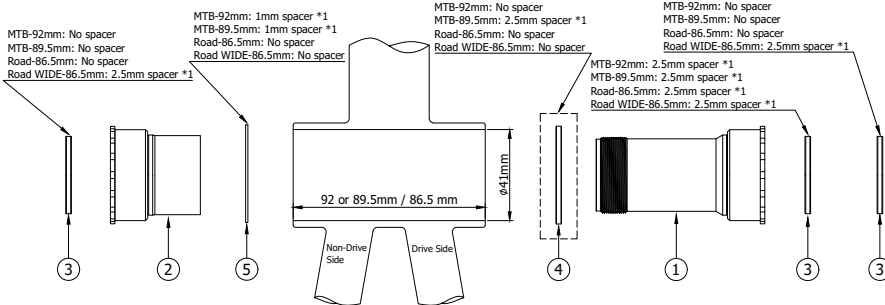
No.	Description	Q'ty
1	Right Cup	1
2	Left Cup	1
3	42mm Adaptor	1
4	2mm Spacer	1
5	2.5mm Spacer	2

NOTICE
Installation tool BB29T-5 is sold separately.

SRAM DUB MTB/ROAD CRANKSET

MODEL: BB4129QB

No.	Description	Q'ty
1	Right Cup	1
2	Left Cup	1
3	2.5mm Spacer	3
4	2.5mm Spacer	1
5	1mm Spacer	1

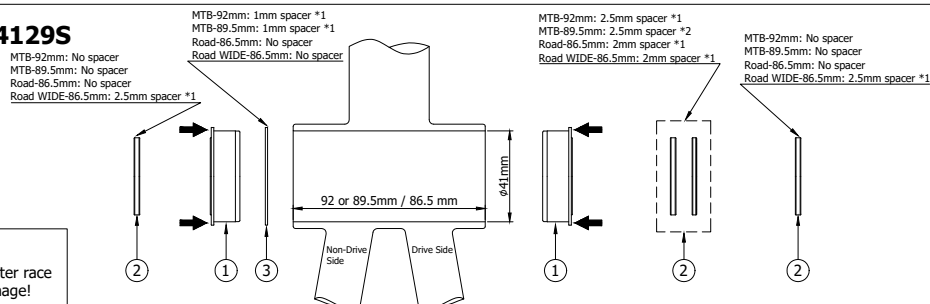


NOTICE

- Use a torque wrench with the BB installation tool to tighten to 20-25 N.m
- Installation tool BB841T-5SP is sold separately.

MODEL: BB4129 / BB4129S

No.	Description	Q'ty
1	BB Bearing	2
2-1	2mm Spacer	1
2-2	2.5mm Spacer	3
3	1mm Spacer	1

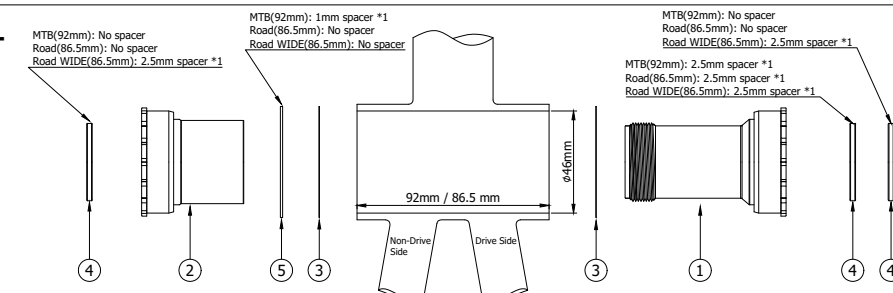


WARNING

➔ Only apply pressure to bearing outer race when installing to prevent bearing damage!

MODEL: BB38629-TBT BB38629

No.	Description	Q'ty
1	Right Cup	1
2	Left Cup	1
3	0.2 mm Washer	2
4	2.5 mm Spacer	3
5	1 mm Spacer	1

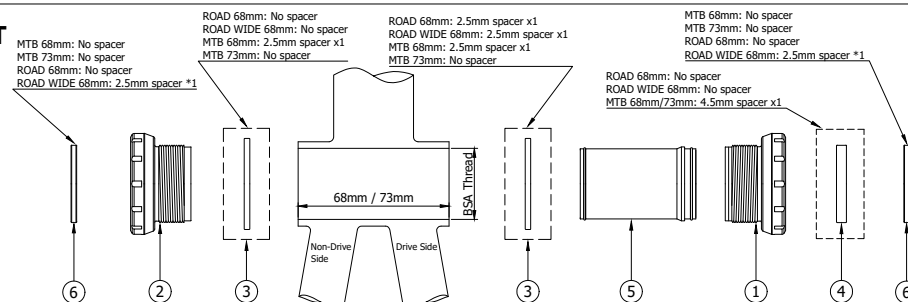


NOTICE

Installation tool TF4630-3SPA-2 is sold separately.

MODEL: BB29BSA-TBT BB29BSA

No.	Description	Q'ty
1	Right Cup	1
2	Left Cup	1
3	2.5mm Spacer	2
4	4.5mm Spacer	1
5	Sleeve	1
6	2.5mm Spacer	2



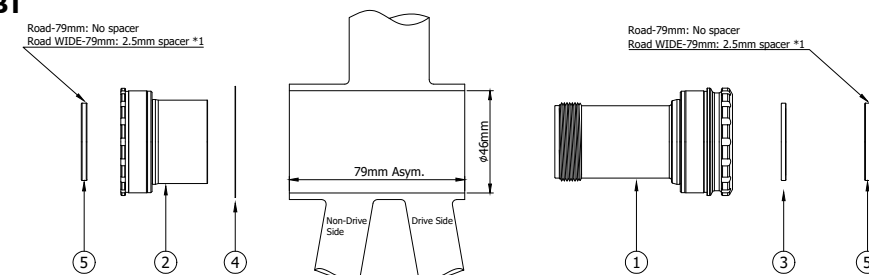
NOTICE

Installation tool BB29T-5 is sold separately.

SRAM DUB CRANKSET - ROAD ONLY

MODEL: BB46BR29-TBT BB46BR29

No.	Description	Q'ty
1	Right Cup	1
2	Left Cup	1
3	2mm Spacer	1
4	0.2 mm Washer	1
5	2.5mm Spacer	2



NOTICE

Installation tool TF4630-3SPA-2 is sold separately.