

Press Fit BB Installation Instructions

IMPORTANT NOTICE:

- Do not alter this product in any way as it can cause unseen damage. Any modifications to this product will void the warranty.
- TOKEN suggests taking your bottom bracket to your local authorized TOKEN dealer for installation, service and adjustments.
- Read the user's guide before installation and use. Follow all instructions carefully. If you have any questions, don't ride the bike. Take it to your local TOKEN dealer for assistance.

BEFORE RIDING:

- Check that there is no side-to-side movement in the bottom bracket. Also check that the cranks spin smoothly. If there is movement or the bottom bracket is not smooth, take the bicycle to your local TOKEN dealer for service or replacement.
- Ensure that the cranks are firmly attached to the bottom bracket. Improperly attached cranks can become detached from the bicycle and serious injury can result. Never ride a bicycle with improperly attached cranks.

AFTER RIDING:

- When cleaning the bottom bracket, only use mild soap and water. Never spray the bottom bracket with high-pressure water. Water can enter the bottom bracket and cause it to wear prematurely.

WARRANTY:

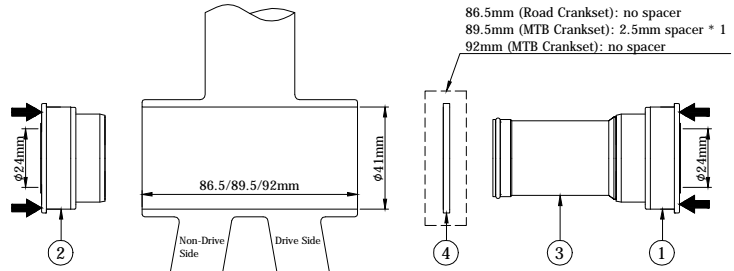
All TOKEN products are guaranteed against defects in materials or workmanship for two (2) years from the original date of purchase. This warranty applies to the original owner only and is not transferable. The warranty is considered void if resold. The warranty does not cover normal wear and tear or damage from abuse. Please see our website or contact your local dealer or distributor for more details.

www.tokenproducts.com

SHIMANO CRANKSET

MODEL: BB841PS
BB841PS-TBT

No.	Description	Qty
1	Right Cup	1
2	Left Cup	1
3	Sleeve	1
4	2.5mm Spacer	1

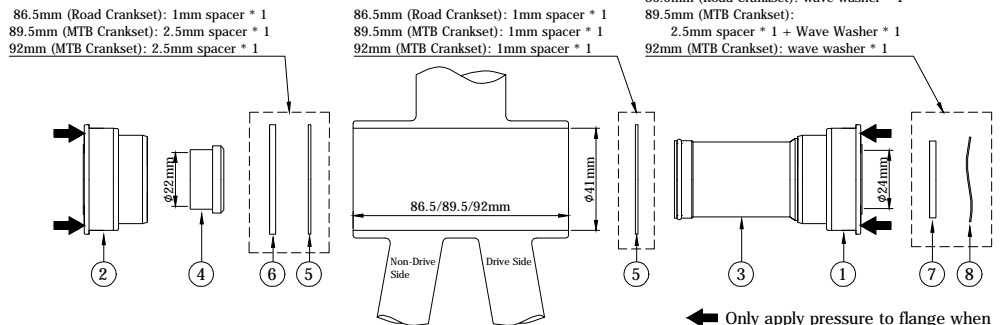


← Only apply pressure to flange when installing to prevent bearing damage.

SRAM GXP CRANKSET

MODEL: BB841PR
BB841PR-TBT

No.	Description	Qty
1	Right Cup	1
2	Left Cup	1
3	Sleeve	1
4	GXP Adaptor	1
5	1mm Spacer	2
6	2.5mm Spacer	1
7	2.5mm Spacer	1
8	Wave Washer	1

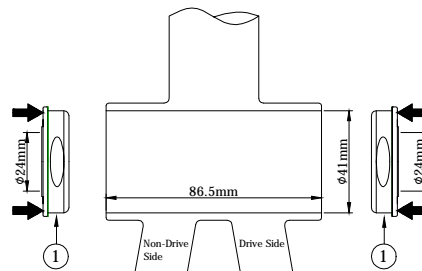


← Only apply pressure to flange when installing to prevent bearing damage.

SHIMANO CRANKSET (ROAD ONLY)

MODEL: BB86PS
BB86PS-TBT

No.	Description	Qty
1	BB Cup	2

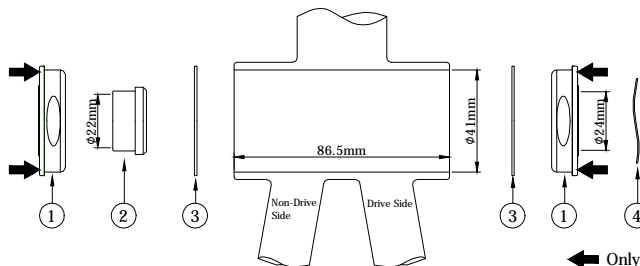


← Only apply pressure to flange when installing to prevent bearing damage.

SRAM GXP CRANKSET (DOUBLE ROAD ONLY)

MODEL: BB86PR
BB86PR-TBT

No.	Description	Qty
1	BB Cup	2
2	GXP Adaptor	1
3	1mm Spacer	2
4	Wave Washer	1



← Only apply pressure to flange when installing to prevent bearing damage.

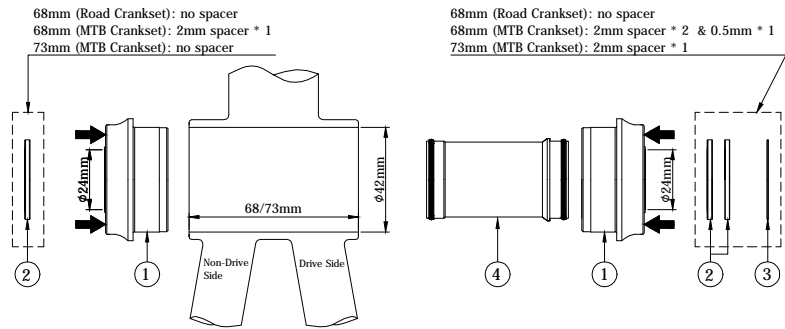
BB86/BB89.5/BB92 FRAME

BB86 FRAME

SHIMANO CRANKSET

MODEL: BB30AR BB30AR-TBT

No.	Description	Qty
1	BB Cup	2
2	2mm Spacer	3
3	0.5mm Spacer	1
4	Center Sleeve	1



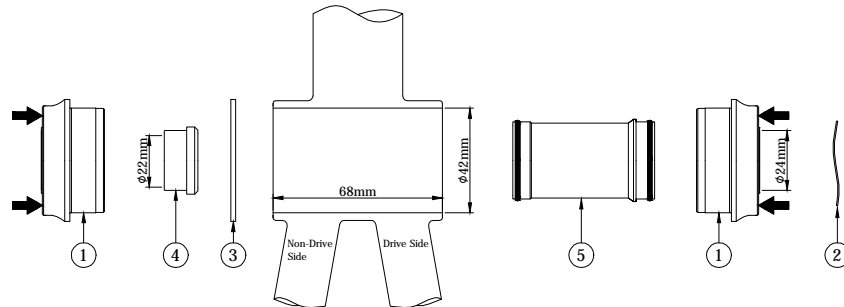
← Only apply pressure to BB cup when installing to prevent bearing damage.

BB30 FRAME

SRAM GXP CRANKSET (DOUBLE ROAD ONLY)

MODEL: BB30AR/BB30AR-TBT (For SRAM GXP)

No.	Description	Qty
1	BB Cup	2
2	Wave Washer	1
3	2mm Spacer	1
4	GXP Adaptor	1
5	Center Sleeve	1

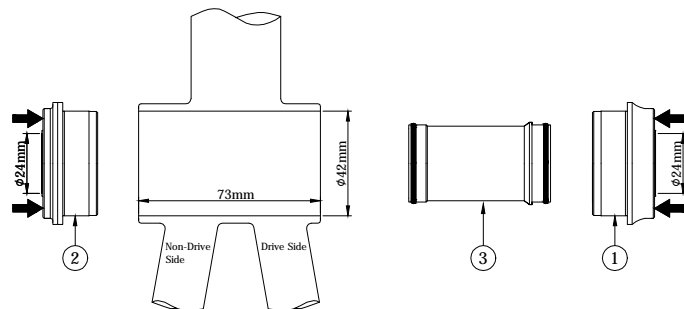


← Only apply pressure to BB cup when installing to prevent bearing damage.

SHIMANO CRANKSET (ROAD ONLY)

MODEL: BB30A2R BB30A2R-TBT

No.	Description	Qty
1	Right Cup	1
2	Left Cup	1
3	Center Sleeve	1



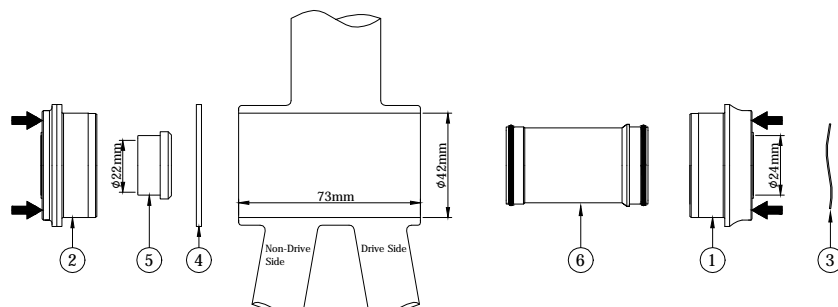
← Only apply pressure to BB cup when installing to prevent bearing damage.

BB30A FRAME

SRAM GXP CRANKSET (DOUBLE ROAD ONLY)

MODEL: BB30A2R BB30A2R-TBT (For SRAM GXP)

No.	Description	Qty
1	Right Cup	1
2	Left Cup	1
3	Wave Washer	1
4	2mm Spacer	1
5	GXP Adaptor	1
6	Center Sleeve	1



← Only apply pressure to BB cup when installing to prevent bearing damage.